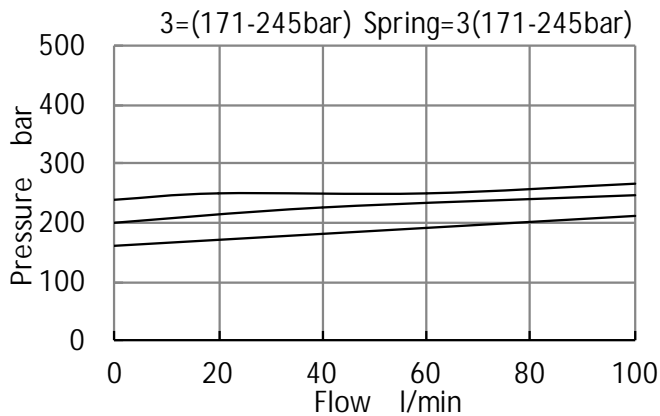
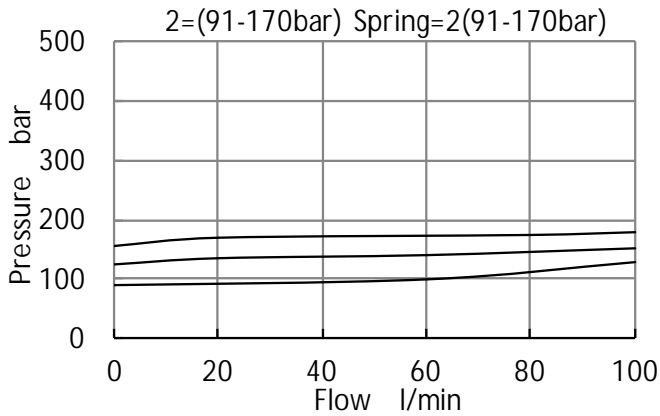
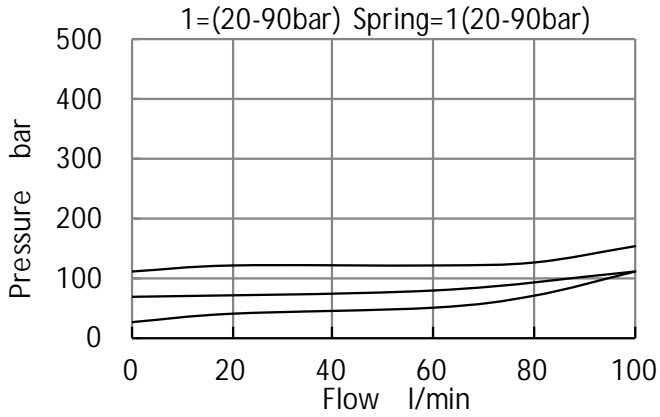


1

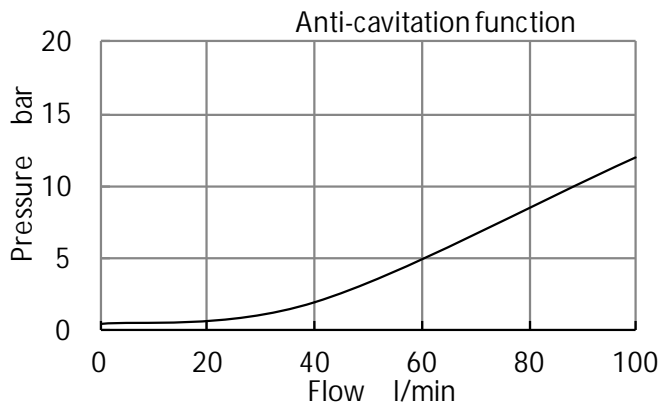
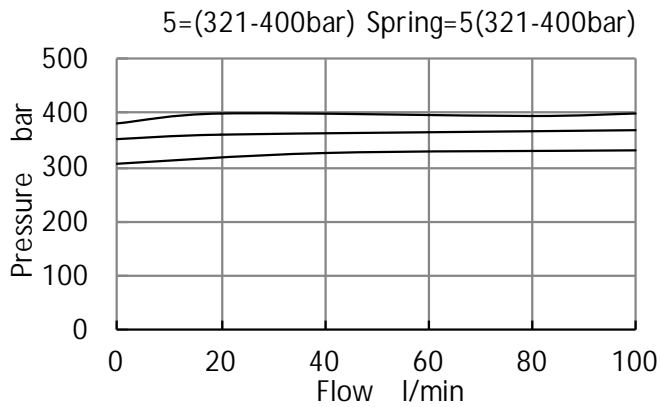
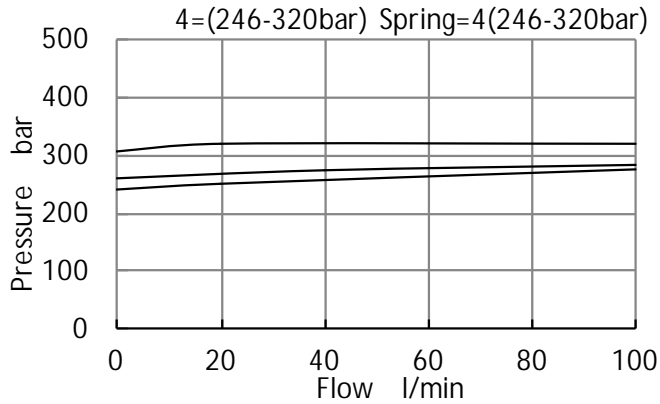
2
2 1

The valve combines in one compact insert cartridge the typical function of shock relief valve and anti-cavitation through the check valve. In the pressure relief function it's a side-in nose-exhaust valve, with very low pressure rise thanks to the smart deflector design. When the pressure at the high pressure inlet(1) reaches the valve setting, the valve starts to open to tank (2). In the free reverse flow function a very light bias spring allows for ease of flow passage from nose to side (2 to 1). High precision machining guarantees quick response to load changes, limited hysteresis and reduced internal and external leakage.



p/Q

NOTE: The performance chart illustrates flow handling capacity for each spring bias options. p/Q curves are recorded at TOil = 40° C and 46cSt





	400 bar
	100 l/min
	See table in Ordering code
	<0.5 bar
	1 cc /min @ 80% 1 cc /min @ 80% nominal set point
	90% nominal 90% of cracking pressure
	Zn/Fe - standard Zn/Ni
	-30° C to 110° C (NBR-BUNA-N)
	-30° C to 110° C
	10 l/min
	Mineral - based or synthetics with lubricating properties
Viscosities	7.4 to 420 cSt
	20/18/15 ISO 4406 (maximum filtration admitted)
	No restrictions
	70-80 Nm (Hex. 19)
	SK.009
	1-2 see the last page 1-2
	ISO VG 46 cSt
	0.088 kg



DRV0M - 24 - D * - ***

